

# Foundation Literacy Grid - Focus: Reading & Fluency

## Silly Sentences

**This is a silly sentence:**

The green dog got in his car and went to the shop.



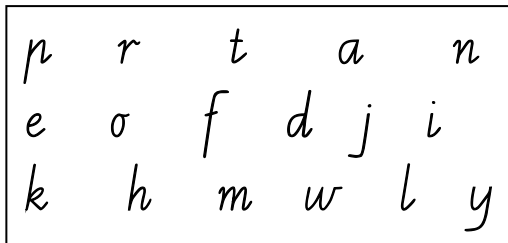
This cannot really happen!

I want you to make up your own silly sentence, read and draw a matching picture. When you have finished, please upload your work to Seesaw.

## SCRABBLE

Using the letters in the box below make some three letter words. You can use the letters more than once.

How many different three letter words you can make?





## Read and Match

Match these words with the picture.

fish

wish

dish



## Let's Learn to Draw Green Eggs & Ham

Click on the link below and follow the instructions to draw green eggs and ham just like the book. Before you start you will need some paper, a black marker and a green pencil or texta/marker to colour at the end.

[https://www.youtube.com/watch?v=z9ADdj\\_of2s&app=desktop](https://www.youtube.com/watch?v=z9ADdj_of2s&app=desktop)

Remember if the tutorial goes too fast you can pause it until you are ready to continue.

Don't forget to post your picture to Seesaw.




## Reading Eggs

Spend up to 30 minutes on Reading Eggs.



Share what you read and the activity you completed on Seesaw.

## Picture Story Books Online Reading with Miss King



If you have access to the internet, you can listen to the story 'Green Eggs and Ham' by Dr Seuss using the YouTube link below.  
<https://youtu.be/WSpbVwVg3tc>

Draw a picture about the book and tell me what your favourite part of the story was. Do you think you would like green eggs and ham? Tell me the reason for your answer.